

---

# What Does a Lifeguard Need?


---

**Name:** \_\_\_\_\_

**Unscramble the words below to see what a lifeguard uses.**

1. ishletw \_\_\_\_\_
2. phdessreh krooc \_\_\_\_\_
3. siftr dia tik \_\_\_\_\_
4. serul \_\_\_\_\_
5. ginr byou \_\_\_\_\_
6. hgirneca lepo \_\_\_\_\_
7. fisnellei \_\_\_\_\_
8. obkadcrba \_\_\_\_\_
9. uncrlisboa \_\_\_\_\_
10. srueec beut \_\_\_\_\_






# Watch Out

Name: \_\_\_\_\_

Fill in the missing word in each sentence below. Then enter the word in the correct spaces on the crossword puzzle.




## Across

2. Do not dive in \_\_\_\_\_ water.
7. Make sure the water \_\_\_\_\_ is comfortable.
8. Be on the lookout for \_\_\_\_\_ life.
9. Make sure the bottom is free of \_\_\_\_\_ and free of grass.

## Down

1. Do not swim close to a \_\_\_\_\_.
2. \_\_\_\_\_ equipment should be available.
3. A \_\_\_\_\_ should be on duty.
4. At a pool, the water should be clear enough to see the \_\_\_\_\_.
5. The bottom should be free from \_\_\_\_\_ objects.
6. Make sure the bottom is \_\_\_\_\_ and gently sloping.








# Help Yourself


Name: \_\_\_\_\_

Here are some pictures of things that could happen to you around water. Draw a line from each problem to the self-help picture that shows how to solve the problem. Then color the pictures.





**How many things can you see that could be used to throw to the person in the water? Color each item that could be used for a throwing assist. Then on the lines below the pictures, write why you think these things would work.**





# Life Jackets

Name: \_\_\_\_\_

Find the hidden words listed below. They describe things about life jackets and flotation devices. The words can run across or down.

s s v b s a f l o t a t i o n a i d p w  
y p e u h k d z j c i t s g e t t l t o  
o e c o d n s o b i z p w s p h c u k f  
w c i y f l e l k w a i e x k r u m e f  
r i v a k b a y s n x i p c c o n c g s  
x a e n i o t f s l t b a p n w i u v h  
r l d t c r c g e m z j e b e a p o f o  
o u e r x l u j f p e e w l e b x r b r  
s s s L x i s n j f r v f d t l s m h e  
m e u v y k h q i k c e e z q e h s r l  
x z d b b w i l e f z l s e x r b g u u  
p o e c l n o l o g b y q e m a g s w l  
n s t e p u n m l i f e j a c k e t y w  
d t c m f u o u w g v l w z s v k h g h  
v d i h j n x o r x i w f x l n e b u p  
v e r y v l r f e n w u w s x r l r s g  
z v t r i n g b u o y a c o y k w r n j  
r i s b t x e t b n u t d y n v e s t n  
o c e g a q m f u n d t f i p l j g h y  
g e r c j d n e a r s h o r e z b w f u

## Word List

buoyant

life jacket

ring buoy

throwable

device

near shore

seat cushion


vest

flotation aid

off shore

special use






# Shadow Alert

Name: \_\_\_\_\_

Look at the two shadows below and write about whether it is a good time to be outdoors and why or why not.



---

---

---



---


---

---

---

---





# Flood Safety

Name: \_\_\_\_\_

Fill in the missing word in each sentence below using the words in the Word List.

## Word List

flash      higher      urban      arroyos      coastal      turn      floodwater

1. Just 6 inches of \_\_\_\_\_ can knock you off your feet.
2. A \_\_\_\_\_ flood can occur within a few minutes or hours of a great deal of rainfall, a dam or levee failure or a sudden release of water held by an ice jam.
3. You should go to \_\_\_\_\_ ground if a flood warning is issued.
4. If some streets are filling up with water, this is called \_\_\_\_\_ flooding.
5. If water is covering the road, a driver should \_\_\_\_\_ around.
6. Storms in dry regions can cause flash floods in \_\_\_\_\_.
7. Hurricanes and tropical storms can produce heavy rains that cause \_\_\_\_\_ flooding.





**Think about the attractions you like best at a waterpark. Use your ideas to create your own waterpark.**

5. List five rides or attractions that you would have at your waterpark and explain what the safety rules would be for each ride.

[illegible]