


What Does a Lifeguard Need?

Name: _____

Unscramble the words below to see what a lifeguard uses.

1. ishletw _____
2. phdessreh krooc _____
3. siftr dia tik _____
4. serul _____
5. ginr byou _____
6. hginreca lepo _____
7. fisnellei _____
8. obkadcrba _____
9. uncrlisboa _____
10. srueec beut _____






Watch Out

Name: _____

Fill in the missing word in each sentence below. Then enter the word in the correct spaces on the crossword puzzle.




Across

2. Do not dive in _____ water.
7. Make sure the water _____ is comfortable.
8. Be on the lookout for _____ life.
9. Make sure the bottom is free of _____ and free of grass.

Down

1. Do not swim close to a _____.
2. _____ equipment should be available.
3. A _____ should be on duty.
4. At a pool, the water should be clear enough to see the _____.
5. The bottom should be free from _____ objects.
6. Make sure the bottom is _____ and gently sloping.





Help Yourself


Name: _____

Here are some pictures of things that could happen to you around water. Draw a line from each problem to the self-help picture that shows how to solve the problem. Then color the pictures.





How many things can you see that could be used to throw to the person in the water? Color each item that could be used for a throwing assist. Then on the lines below the pictures, write why you think these things would work.





Life Jackets

Name: _____

Find the hidden words listed below. They describe things about life jackets and flotation devices. The words can run across or down.

s s v b s a f l o t a t i o n a i d p w
y p e u h k d z j c i t s g e t t l t o
o e c o d n s o b i z p w s p h c u k f
w c i y f l e l k w a i e x k r u m e f
r i v a k b a y s n x i p c c o n c g s
x a e n i o t f s l t b a p n w i u v h
r l d t c r c g e m z j e b e a p o f o
o u e r x l u j f p e e w l e b x r b r
s s s L x i s n j f r v f d t l s m h e
m e u v y k h q i k c e e z q e h s r l
x z d b b w i l e f z l s e x r b g u u
p o e c l n o l o g b y q e m a g s w l
n s t e p u n m l i f e j a c k e t y w
d t c m f u o u w g v l w z s v k h g h
v d i h j n x o r x i w f x l n e b u p
v e r y v l r f e n w u w s x r l r s g
z v t r i n g b u o y a c o y k w r n j
r i s b t x e t b n u t d y n v e s t n
o c e g a q m f u n d t f i p l j g h y
g e r c j d n e a r s h o r e z b w f u

Word List

buoyant

life jacket

ring buoy

throwable

device

near shore

seat cushion


vest

flotation aid

off shore

special use





Shadow Alert


Name: _____

Look at the two shadows below and write about whether it is a good time to be outdoors and why or why not.









Flood Safety

Name: _____

Fill in the missing word in each sentence below using the words in the Word List.

Word List

flash higher urban arroyos coastal turn floodwater

1. Just 6 inches of _____ can knock you off your feet.
2. A _____ flood can occur within a few minutes or hours of a great deal of rainfall, a dam or levee failure or a sudden release of water held by an ice jam.
3. You should go to _____ ground if a flood warning is issued.
4. If some streets are filling up with water, this is called _____ flooding.
5. If water is covering the road, a driver should _____ around.
6. Storms in dry regions can cause flash floods in _____.
7. Hurricanes and tropical storms can produce heavy rains that cause _____ flooding.





Think about the attractions you like best at a waterpark. Use your ideas to create your own waterpark.

5. List five rides or attractions that you would have at your waterpark and explain what the safety rules would be for each ride.

This image shows a single page of white paper with horizontal blue or grey ruling lines. The lines are evenly spaced and run across the width of the page, leaving small margins at the top and bottom. There are no vertical margin lines, and the page is completely blank except for the lines themselves.

- ### Activity 11-3